


Parts List

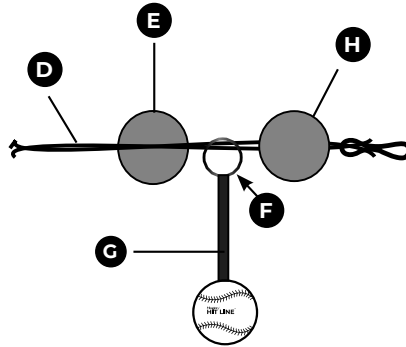
SHORT POLE

- A: Bottom Pole
- B: Top Pole
- C: Stake With 3' Rope (2x)



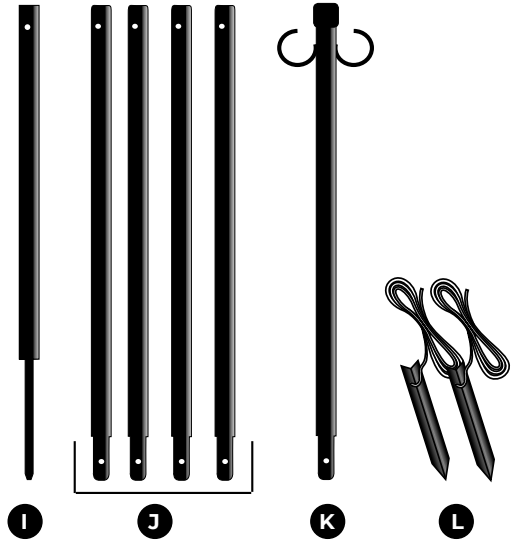
ROPE LINE COMPONENTS

- D: 25' Rope Line
- E: Height Adjustment Ball
- F: Metal O-Ring
- G: Nylon Strap & Baseball
- H: Shock Absorber Ball



TALL POLE

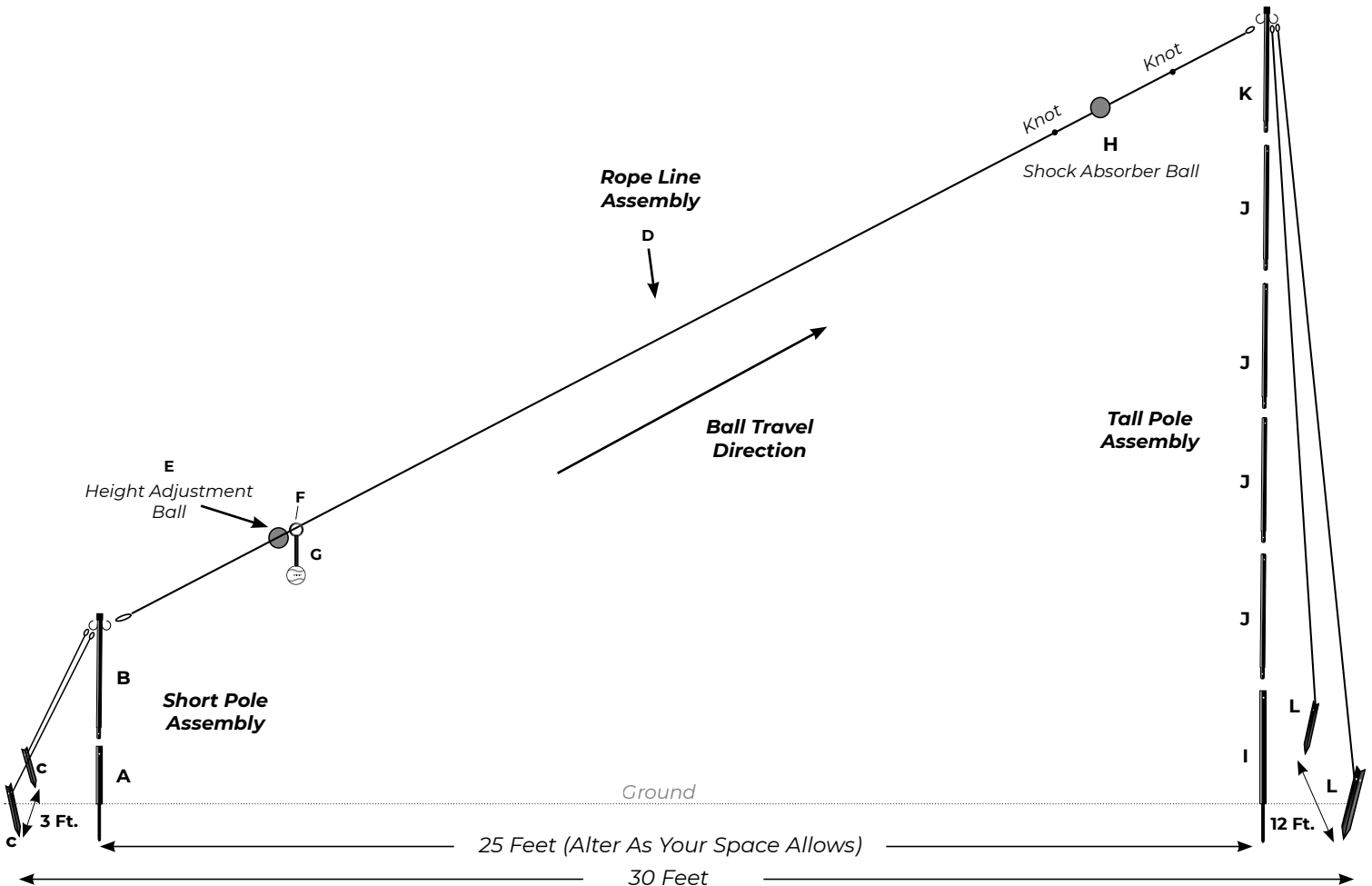
- I: Bottom Pole
- J: Middle Pole (4x)
- K: Top Pole
- L: Stake With 12' Rope (2x)



Exploded View Assembly

STEP 1: Locate a spot in your desired area approximately 12' wide x 30' long. You may alter as your space allows.

STEP 2: Assemble Hit Line as shown in Assembly Drawing below.



How To Use

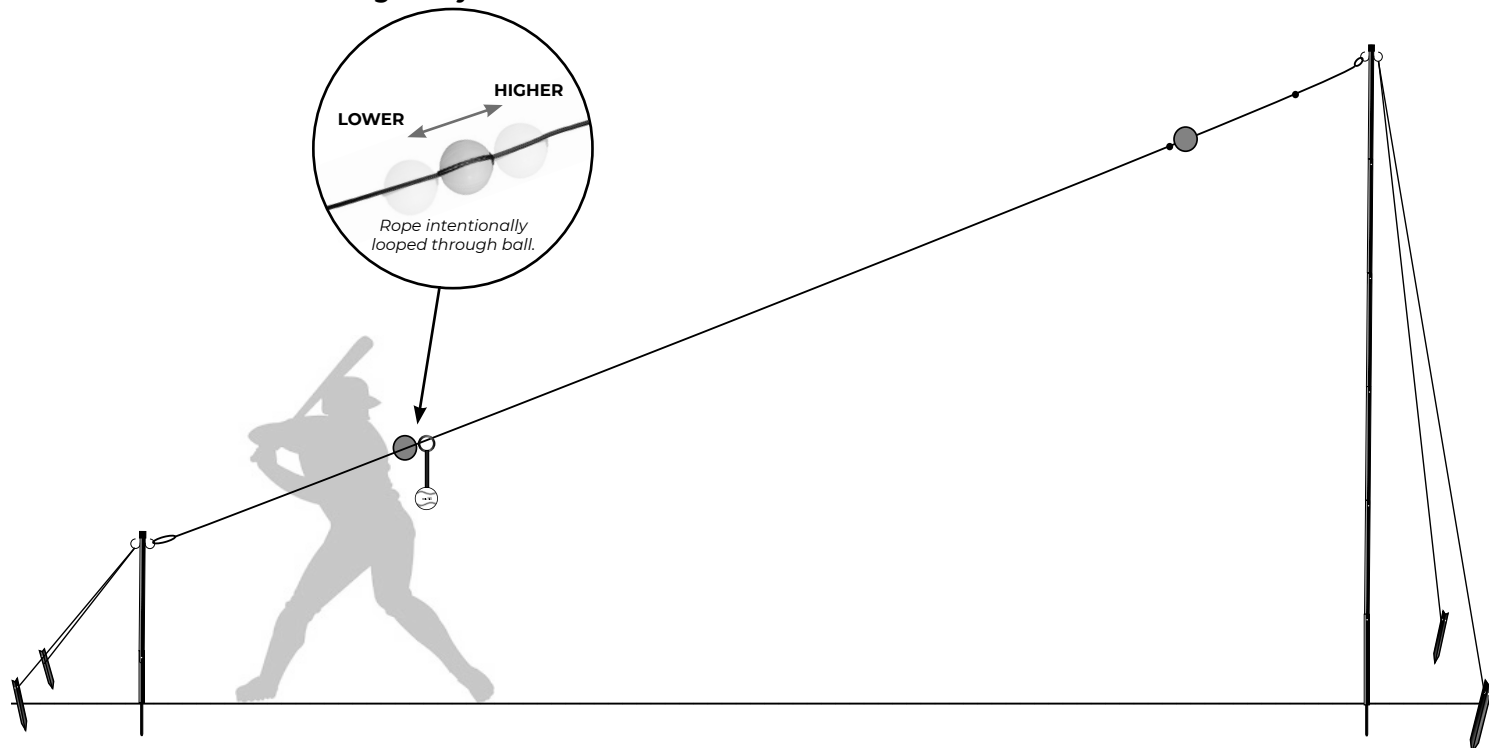
STEP 1: Read all warning labels before using Hit Line to ensure safety is followed (See below).

STEP 2: Move Height Adjustment to desired position by sliding up or down the rope line (See figure 1). The correct height will be where the baseball is about waist high for batter.

STEP 3: Swing and hit baseball to move it up the rope line. Depending on force of swing, ball may hit the Shock Absorber Ball and gently move back down the rope line to its original position. Repeat swinging to perfect your hand-eye coordination.

TIP: To simulate a moving pitch, hit the ball as it travels back down the line.

Figure 1.
Height Adjustment



Warnings

Heater[®]
HIT LINE™

WARNING

- **IMPROPER USE OF THE HIT LINE CAN RESULT IN SERIOUS BODILY INJURY. THIS IS NOT A TOY.**
- Hit Line must be properly set up by an adult older than 18 years old. Adult supervision is required.
- Always use the Hit Line in an area away from foot traffic. Nothing should obstruct the batter or device when in use. Make sure others stay clear of the batting zone and ball travel path.
- Make sure there is adequate space to use the Hit Line safely. A ten foot safety zone around the batter is recommended.
- To avoid strangulation & other bodily injuries, keep children, adults, and pets away from ropes.

Model# LD59BB
1-800-492-9334

Heater[®]
HIT LINE™

WARNING

- Always inspect the Hit Line before using. Do not use your Hit Line if it appears to be damaged. If anything appears to be damaged, please call customer service (1-800-492-9334).
- Always wear a NOCSAE approved helmet, recommended with a face guard. If ball or lanyard is hit improperly it can spin and hit you in the face or other bodily parts.
- The natural effects of friction from ball movement and bat contact with the cord will cause the cord to wear. Discontinue use at the first sign of excessive cord fraying.
- When not in use, Hit Line should be properly stored with cords wrapped and securely away from children and pets.

Heater[®]
SPORTS

Hit Line™ Baseball
Swing Trainer
Model# LD59BB

IMPORTANT
DO NOT RETURN WHERE
PURCHASED. CALL TOLL FREE:
(800) 492-9334.

For questions, call: 1.800.492.9334
Online: www.HeaterSports.com
Email: MoreInfo@HeaterSports.com